



# TISBURY SCHOOL PROJECT

## *Results of Community Survey # 2*

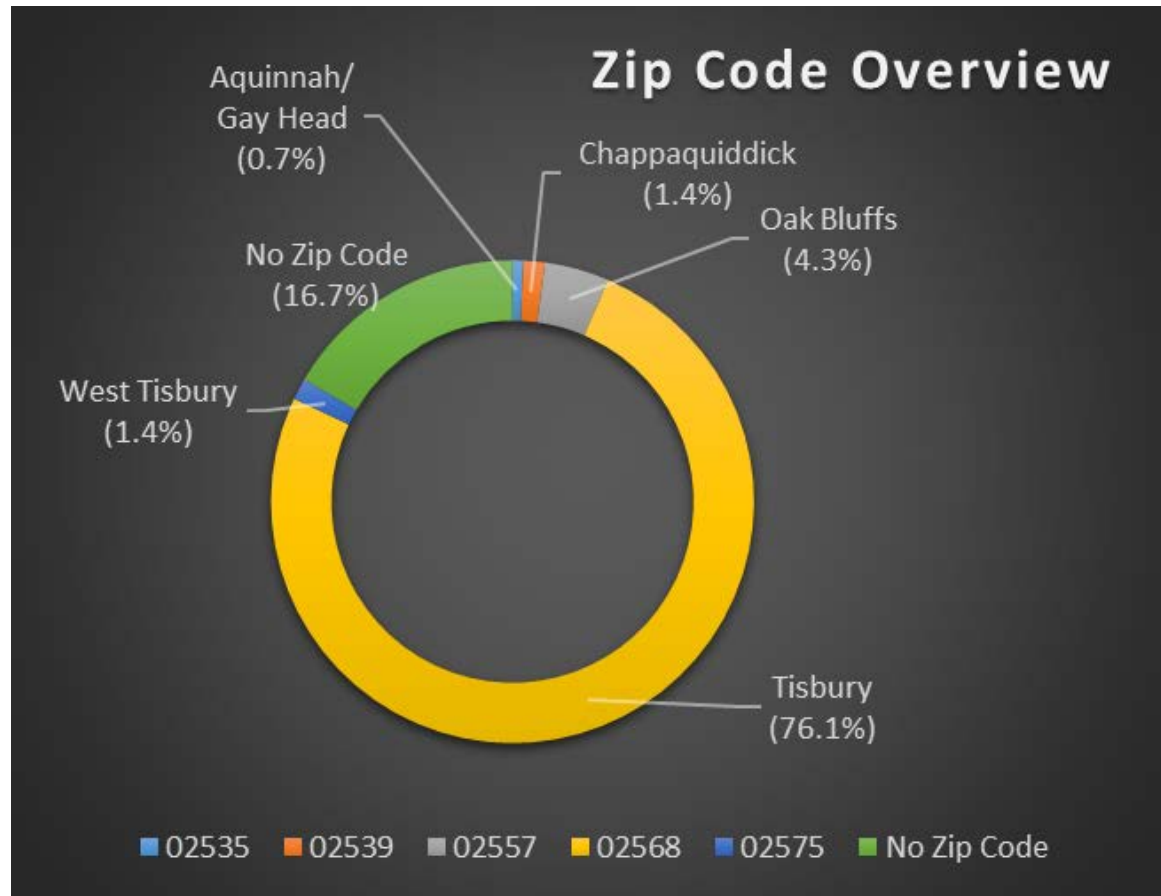
# General Information

- Dates survey was available: May 17<sup>th</sup> – May 26<sup>th</sup>
- Locations survey was available:
  - online through Survey Monkey
  - in print at select locations around town
- Total number of responses: 138
- Responses to Question 8 have not been included
  - Q8 (optional): name, email address, phone number
- 162 “false” submissions were removed from data set
  - 162 responses came from the same IP address and submitted in quick batches and some over the span of hours and at unusual times

# Q1 | PLEASE TELL US ABOUT YOURSELF? (STREET NAME OR ZIP CODE)

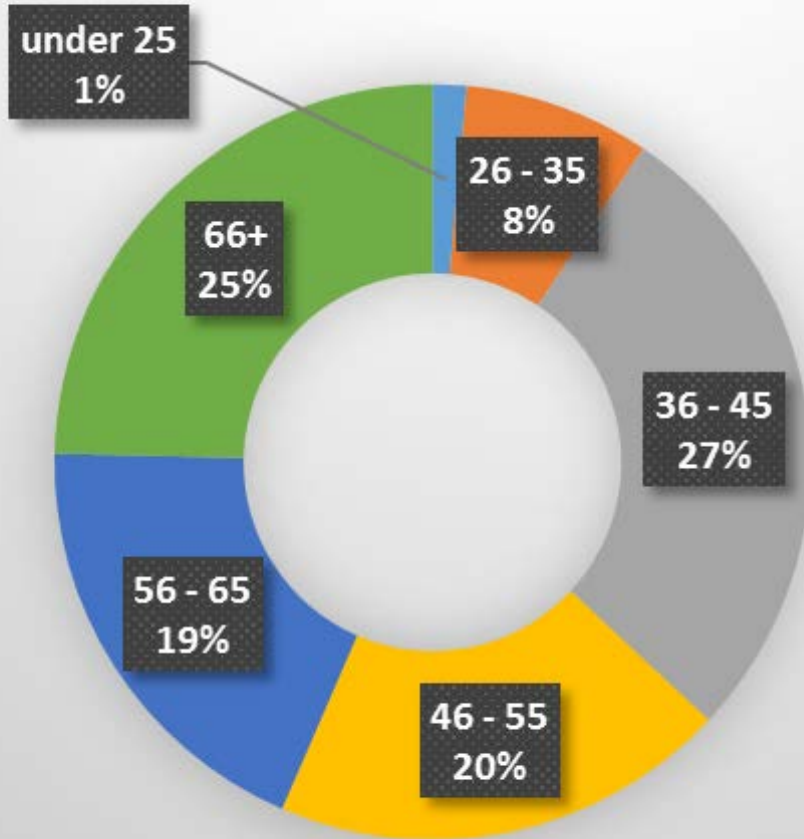
| Answer Options | Response Percent | Response Count |
|----------------|------------------|----------------|
| 02535          | 1.3%             | 1              |
| 02539          | 6.49%            | 5              |
| 02557          | 28.57%           | 22             |
| 02568          | 18.18%           | 14             |
| 02575          | 20.78%           | 16             |
| No Zip Code    | 24.68%           | 19             |

| Answered Question | Skipped Question |
|-------------------|------------------|
| 138               | 0                |



## Q2 | WHAT IS YOUR AGE?

### What is your age?



| Answer Options | Response Percent | Response Count |
|----------------|------------------|----------------|
| Under 25       | 1.4%             | 1              |
| 26-35          | 8.0%             | 5              |
| 36-45          | 27.5%            | 22             |
| 46-55          | 19.6%            | 14             |
| 56-65          | 18.8%            | 16             |
| 66+            | 24.6%            | 19             |

| Answered Question | Skipped Question |
|-------------------|------------------|
| 138               | 0                |

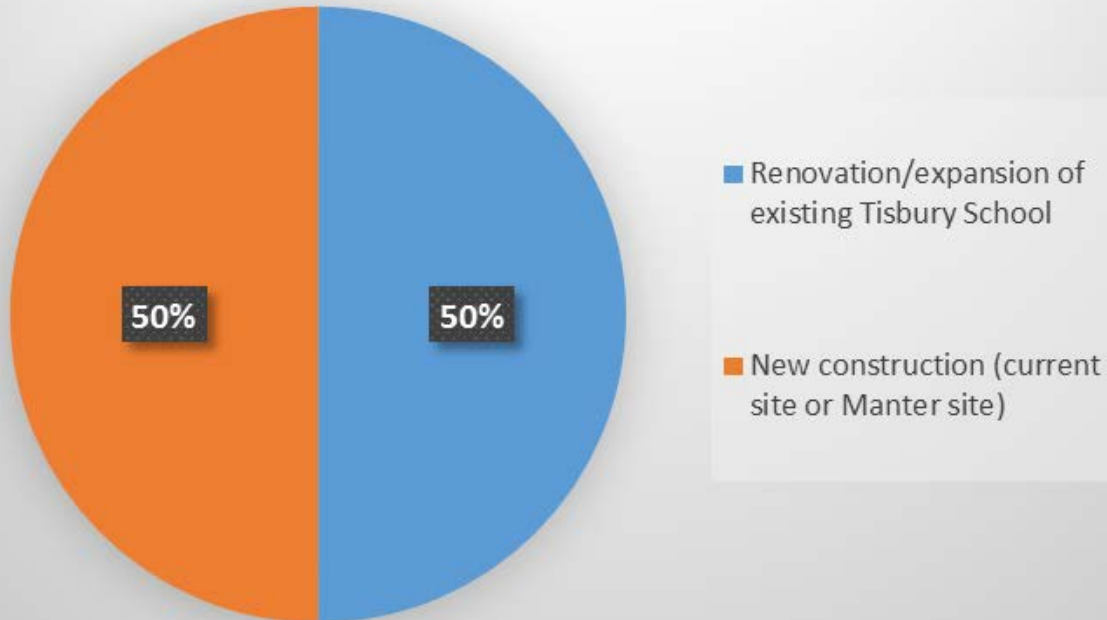
Q3

# WHAT IS YOUR PREFERENCE BETWEEN RENOVATION/EXPANSION OR NEW CONSTRUCTION?

| Answer Options                                  | Response Percent | Response Count |
|-------------------------------------------------|------------------|----------------|
| Renovation/Expansion of existing Tisbury School | 50.00%           | 69             |
| New construction (current site or Manter site)  | 50.00%           | 69             |

| Answered Question | Skipped Question |
|-------------------|------------------|
| 138               | 0                |

## What is your preference between renovation/expansion or new construction?

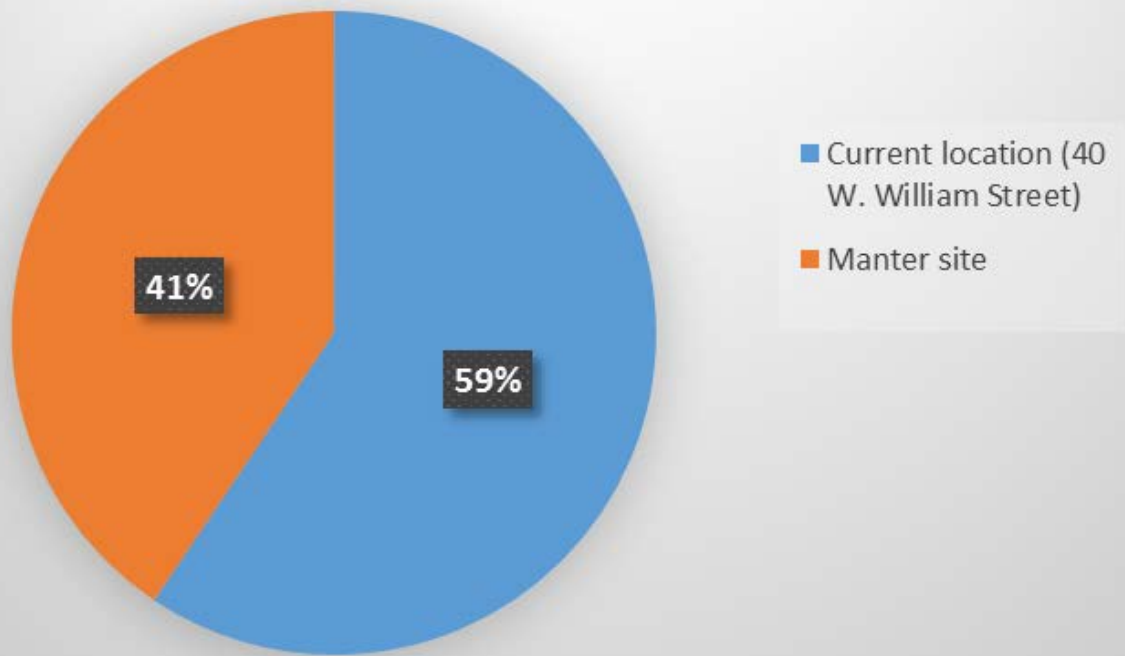


# Q4 | WHAT IS YOUR PREFERENCE OF THE TWO (2) SITE OPTIONS FOR THE TISBURY SCHOOL?

| Answer Options                          | Response Percent | Response Count |
|-----------------------------------------|------------------|----------------|
| Current location (40 W. William Street) | 59.4%            | 82             |
| Manter site                             | 40.6%            | 56             |

| Answered Question | Skipped Question |
|-------------------|------------------|
| 138               | 0                |

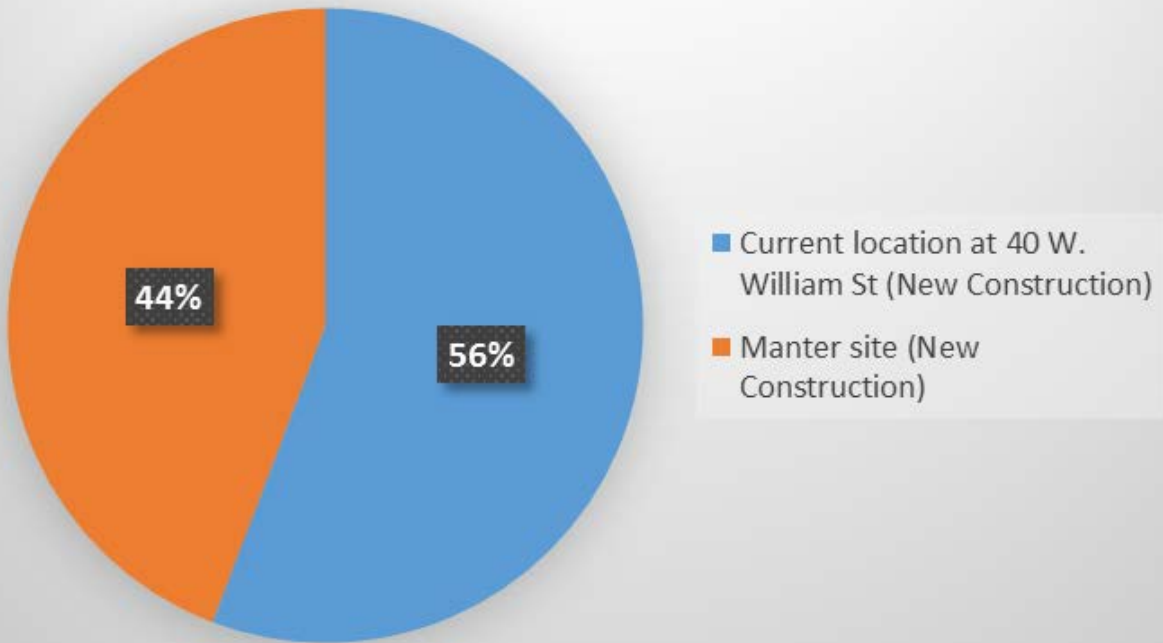
## What is your preference of the two (2) site options for the Tisbury School?



# Q5 | IF NEW CONSTRUCTION IS SELECTED BY THE SCHOOL BUILDING COMMITTEE, WHAT IS YOUR PREFERENCE FOR SITE LOCATION?

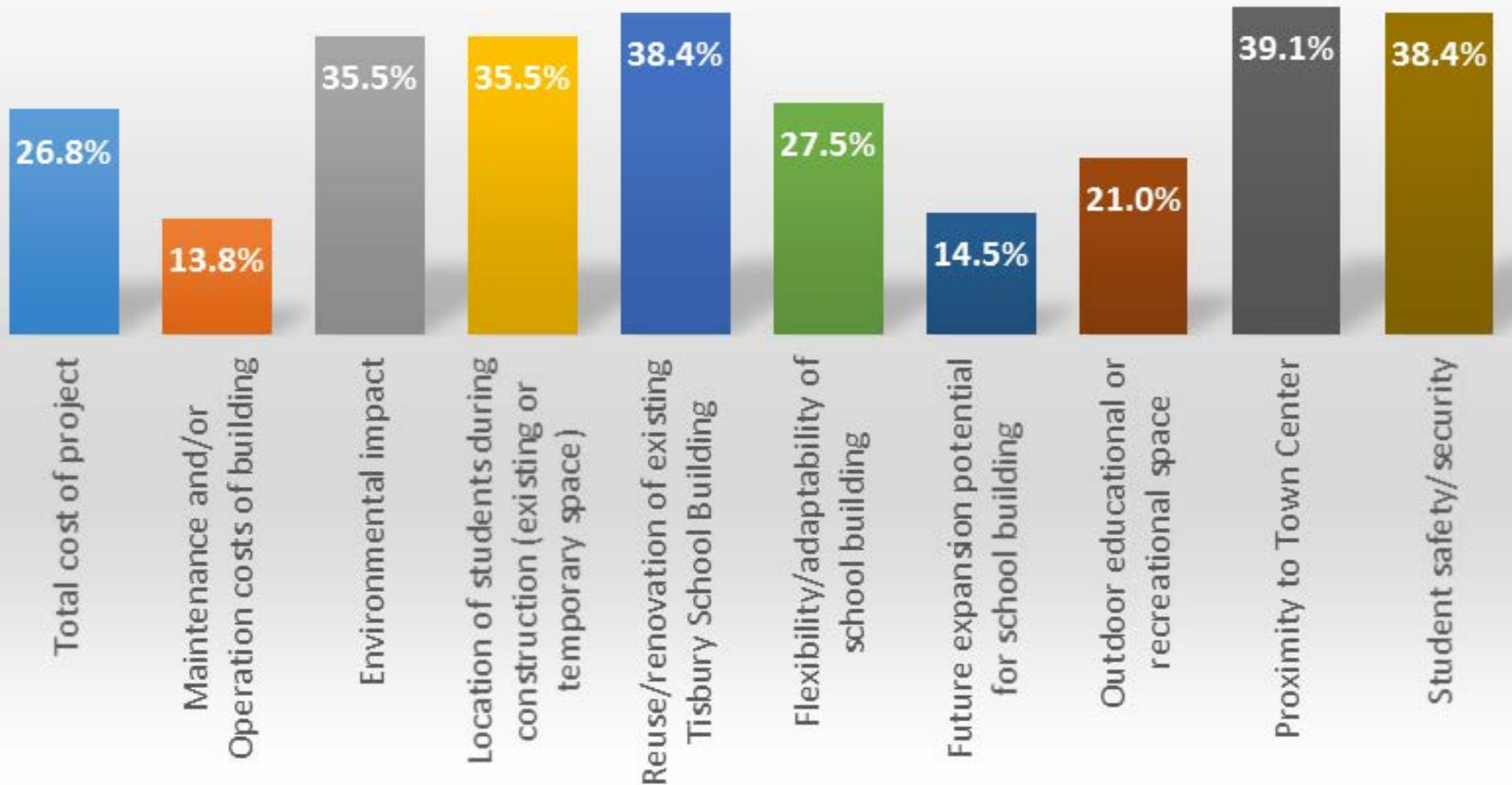
| Answer Options                                 | Response Percent | Response Count | Answered Question | Skipped Question |
|------------------------------------------------|------------------|----------------|-------------------|------------------|
| Current location at 40 W. William Street (new) | 55.8%            | 77             | 138               | 0                |
| Manter site (new)                              | 44.2%            | 61             |                   |                  |

If New Construction is selected by the School Building Committee, what is your preference for site location?



# Q6 | CHOOSE UP TO THREE (3) FACTORS THAT ARE MOST IMPORTANT TO YOU.

Choose up to three (3) factors that are MOST important to you.



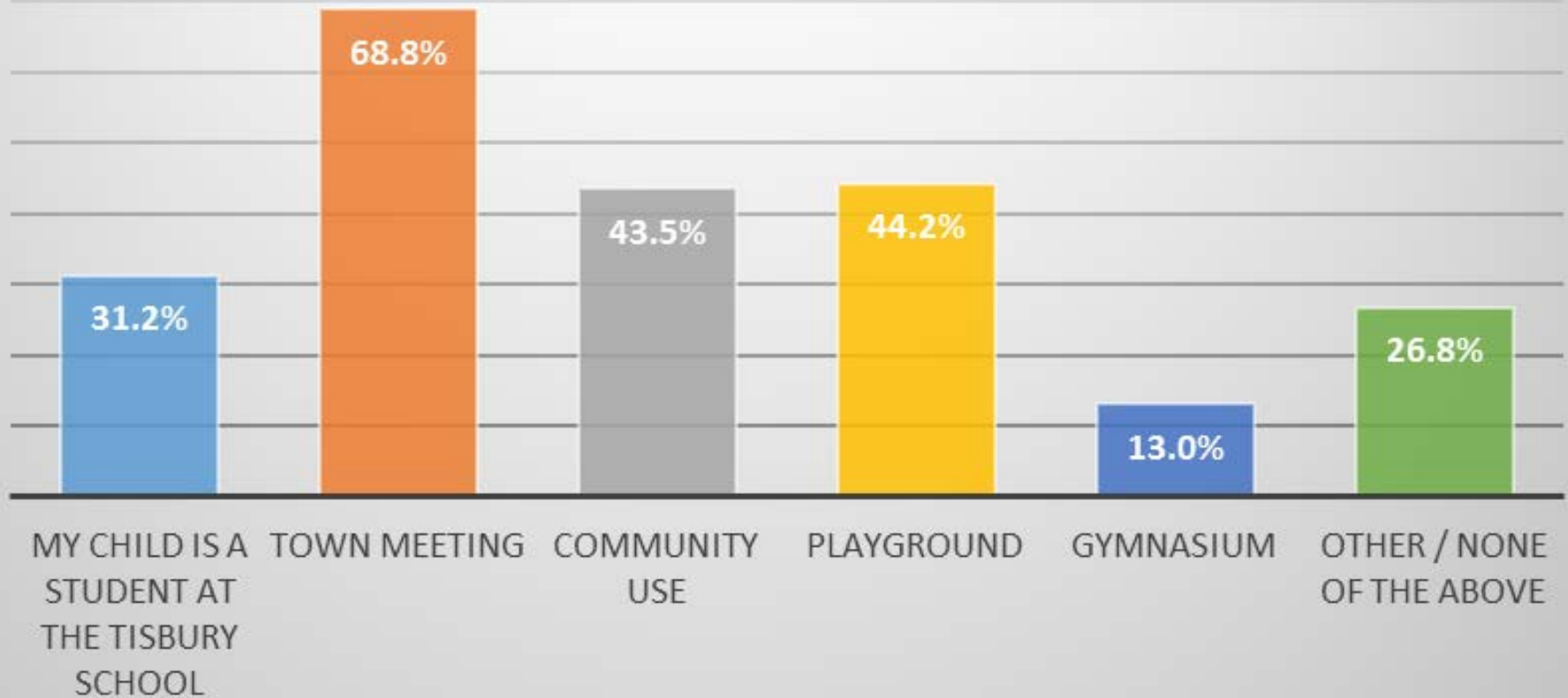


# Q6 | CHOOSE UP TO THREE (3) FACTORS THAT ARE MOST IMPORTANT TO YOU.

| Answer Options                                                         | Response Percent  | Response Count   |
|------------------------------------------------------------------------|-------------------|------------------|
| Total cost of project                                                  | 26.8%             | 37               |
| Maintenance and/or Operation costs of building                         | 13.8%             | 19               |
| Environmental impact                                                   | 35.5%             | 49               |
| Location of students during construction (existing or temporary space) | 35.5%             | 49               |
| Reuse/renovation of existing Tisbury School building                   | 38.4%             | 53               |
| Flexibility/adaptability of school building                            | 27.5%             | 38               |
| Future expansion potential for school building                         | 14.5%             | 20               |
| Outdoor educational or recreational space                              | 21.0%             | 29               |
| Proximity to Town Center                                               | 39.1%             | 54               |
| Student safety/security                                                | 38.4%             | 53               |
|                                                                        | Answered Question | Skipped Question |
|                                                                        | 138               | 0                |

# Q7 | HOW DO YOU USE THE SCHOOL FACILITIES? (CHECK ALL THAT APPLY)

## How do you use the school facilities? (Check all that apply)



# Q7 | HOW DO YOU USE THE SCHOOL FACILITIES? (CHECK ALL THAT APPLY)

| Answer Options                              | Response Percent | Response Count |
|---------------------------------------------|------------------|----------------|
| My child is a student at the Tisbury School | 31.2%            | 43             |
| Town Meeting                                | 68.8%            | 95             |
| Community Use                               | 43.5%            | 60             |
| Playground                                  | 44.2%            | 61             |
| Gymnasium                                   | 13.0%            | 18             |
| Other / None of the Above                   | 26.8%            | 37             |

| Answered Question | Skipped Question |
|-------------------|------------------|
| 138               | 0                |